



STATE OF WISCONSIN
DEPARTMENT OF JUSTICE

BRAD D. SCHIMEL
ATTORNEY GENERAL

Andrew C. Cook
Deputy Attorney General

17 West Main Street
P.O. Box 7857
Madison, WI 53707-7857

Joshua Ripp
WISCOM Program Manager
Interoperability Unit
608/266-9570
rippjx@doj.state.wi.us

MEMORANDUM

From: Joshua Ripp, WISCOM Program Manager
To: WISCOM authorized Kenwood Radio Programmers
Kenwood Dealers serving WISCOM users
Date: 4/28/2015
Subject: Kenwood Radio and WISCOM Update

We will begin processing new deployments of Kenwood radios onto the WISCOM system.

The IC has rescinded the moratorium on deployments of additional Kenwood Radios on the WISCOM System at the 4.23.2015 meeting. This decision was made after the following radios (TK-5210 V3, TK-5710 V3, TK-5220 and TK-5720) completed the full certification testing process for subscriber units on WISCOM. This testing included revised Firmware and Templates from Kenwood USA.

All Kenwood radios working on WISCOM will require specific versions of Firmware and Templates to operate properly on the system. Any programming shall be done in accordance with directions distributed by Kenwood USA. Excerpts of recent guidance have been included in this document. Deviation from the Kenwood USA guidance will be at the programmer and user's risk, and WISCOM will reserve the right to disable a radio ID if the radio malfunction is severe enough.

Of special note, new deployments of TK-5210 V2 and TK-5710 V2 radios will also be allowed onto the system. These radios require use of specific Firmware, Templates and Programming software. Incorrect versions of any of those items will likely cause improper software performance. All programming shall comply with directions from Kenwood USA.

Kenwood Radio Programming Firmware, Software and Network File Versions

TK-5210 and TK-5710 Version 3 radios:

Firmware Version: G6.07.00 Checksum: ABC8
Programming Software Version: KPG-95DGN V8.10 (Production), (unless Wideband is needed, then KPG-95DG V8.10)
Program Codeplugs will need to be built, starting with the Network file supplied by Kenwood, dated December 5, 2014.

TK-5220 and TK-5720 radios:

Firmware Version K2.16.00 Checksum : A99D
Programming Software Version: KPG-112DN V2.2 (unless Wideband channels are needed, then KPG-112D V2.01)
Program Codeplugs will need to be built, starting with the Network file supplied by Kenwood, dated December 5, 2014.

TK-5210 Version 2 radios:Firmware Version **CUSTOM (distributed by Kenwood)**Checksum: **2525**

Programming Software Version: KPG-95D Version 5.41-SP02

Notes: Custom Firmware- Explicit, RX Only TG, Danecom Support, etc









TK-5710 Version 2 radios:Firmware Version **CUSTOM (distributed by Kenwood)**Checksum: **BA15**

Programming Software Version: KPG-95D Version 5.41-SP02

Notes: Custom Firmware- Explicit, RX Only TG, Danecom Support, Cross mute for SVR/Wireless Mic Fix, etc.

This is a snapshot showing the appropriate templates to start working from. These were provided to all programmers authorized by WISCOM and Kenwood USA. If you did not received these and should have, please contact

WISCOMTECH@DOT.WI.GOV

Name	Type	Size	Date modified
 WISCOM_2015_01_16_V2Mobile.dat	DAT File	145 KB	1/30/2015 10:01 AM
 WISCOM_2015_01_16_V2Mobile.net	NET File	32 KB	1/30/2015 10:01 AM
 WISCOM_2015_01_16_V2Portable.d...	DAT File	145 KB	1/30/2015 9:50 AM
 WISCOM_2015_01_16_V2Portable.n...	NET File	32 KB	1/30/2015 9:50 AM
 WISCOM_2015_01_05_G.dat	DAT File	815 KB	1/16/2015 9:24 AM
 WISCOM_2015_01_05_G.net	NET File	72 KB	1/16/2015 9:24 AM
 WISCOM_2015_01_05.dat	DAT File	168 KB	1/16/2015 9:38 AM
 WISCOM_2015_01_05.net	NET File	86 KB	1/16/2015 9:38 AM

Directions from Kenwood USA

Thank you for your patience. Since our meeting last year, we have spent most of the year in Kewaunee County looking at several issues. As a result, we did find some issues and also took the time to make some improvements on how the radio, especially the portable, operated on the WISCOM system. Along with these changes, the programming guidance has changed. We will be releasing new firmware and new templates. Currently, I am planning to release **firmware and templates** for the **TK-5x10G (V3) and TK-5x20-series**. The firmware and templates are for WISCOM only and do not have the additional changes required for DANECOM. This will allow you to update your current customers that use these series of radios to the latest firmware and templates with the changes noted in the programming guidance, revision #5.

For the JVCKENWOOD dealers and the self-servicing end-users (non-DOT), I ask that when you update a customer that you provide a list back to me of the radio serial number, radio model, and agency (and installed vehicles if mobile). I know this may be some additional work but we need this when we visit an agency to troubleshoot any possible future issues. Please make sure that you do not violate the WISCOM mandates on programming. If you see a mistake that we have made, please let us know right away. Here are the following steps you should use.

Loading - Templates

1. Download the zip file contained in the download link

2. Unzip the file and copy the contents to your preferred KPG-95DGN or KPG-112DN folder. Be sure to keep both files for each model in the same folder.

DO NOT change the file name of the .DAT or .NET files at this time

3. Open the FPU and select **File-> New -> All Files**
4. Select File -> Open -> Network File
5. Navigate to the correct folder and select the intended .NET file. The correct file for KPG-95DGN is **WISCOM_2015_1_05_G.net**. The correct file for KPG-112DN is **WISCOM_2015_1_05.net**
6. Select File -> Open -> All Files
7. Select the correct .DAT file that matches the .NET file name.
8. The software should now be loaded with the matching .DAT and .NET files. To ensure that no errors have occurred, select **EDIT -> Personal -> Personality** and be sure that the Personality SCALL1 has a talkgroup ID Name that matches SCALL1. If this field is set to NONE, please be sure that you have selected the correct .DAT and .NET files.

Using - Templates

1. Once you have verified that the correct files are loaded into KPG-95DGN V8.10 or KPG-112DN V2.20, you can use the **File -> Save As -> All Files** feature to save the files with a name of your liking. Any time you save FPU information it is recommended to save both files with the same name and in the same folder using the **Save As -> All files** or the **Save -> All Files** feature. This prevents confusion in the future.
2. Begin adding the customer information into the templates. DO NOT overwrite the .DAT files or .NET files with existing customer information. To be in compliance with the WISCOM Programming Guidance Version 5 and to take advantage of new roaming features, you must only **ADD TO** the templates.
3. For adding customer information into a Zone in KPG-112DN, please only add this information by selecting **Channel Edit** and entering the Talkgroup information from the Channel Edit window. This allows the programmer to make sure that **PTTID** trunking type is set for each TGID entered. The wrong trunking type will make the radio appear to work normally, but will guarantee that the user will have trouble communicating.
4. When you are finished adding the customer's information into the new templates, please send a copy of the DAT and NET file back to Kenwood for storage and review. One copy per department and a summary of how many radios received the template are recommended.

Don

Don Wingo, R&D Manager
JVCKENWOOD USA Corporation
Communications Division
Suwanee, Georgia
678-474-4700 Main
678-474-4719 Direct
dwingo@us.jvckenwood.com